

Lab083 : Python PIP

Python PIP

(別怕! 跟著做你就會!)

盧樹台

shuhtai@uch.edu.tw

請至 www.hcdtech.com.tw 下載教材



<http://www.hcdtech.com.tw/Python.htm>



[\[首頁\]](#) [\[免費研習活動報名須知\]](#) [\[免費自助式教材分享\]](#) [\[Python\]](#) [\[產品簡介\]](#) [\[智慧型遙控器\]](#) [\[汽車震動防盜器\]](#) [\[門窗開啟警報器\]](#) [\[電子密碼鎖\]](#) [\[數位控制電風扇\]](#) [\[房屋電燈中央監控\]](#) [\[洗衣機數控面板\]](#) [\[雙光束雷射防盜器\]](#) [\[火警報知機\]](#)

所有的考卷都可以考100分，是我們自己錯過了！

學習秘訣=發問+練習

考卷發下去，時間到了收回來，如果沒有考到100分，這很正常。重點來了，不會的可以問，問完了練習，準備好了考卷再發下去。第二次還是沒有考到100分，這也很正常。沒關係，再來一次，不會的可以問，問完了練習，準備好了考卷第三次再發下去，.....，考到第N次如果還是沒有考到100分。沒關係，再來，不會的可以問，問完了練習，N+1次、N+2次、.....，你們都很聰明，知道我在說什麼，到最後考卷一定可以考100分！看懂了妳/你就會知道，原來學習的秘訣就是發問和練習！今天開始不懂就問，問完了練習，明年的妳/你肯定不一樣！

學習如何學習！

1

1 2

1 2 3

.....

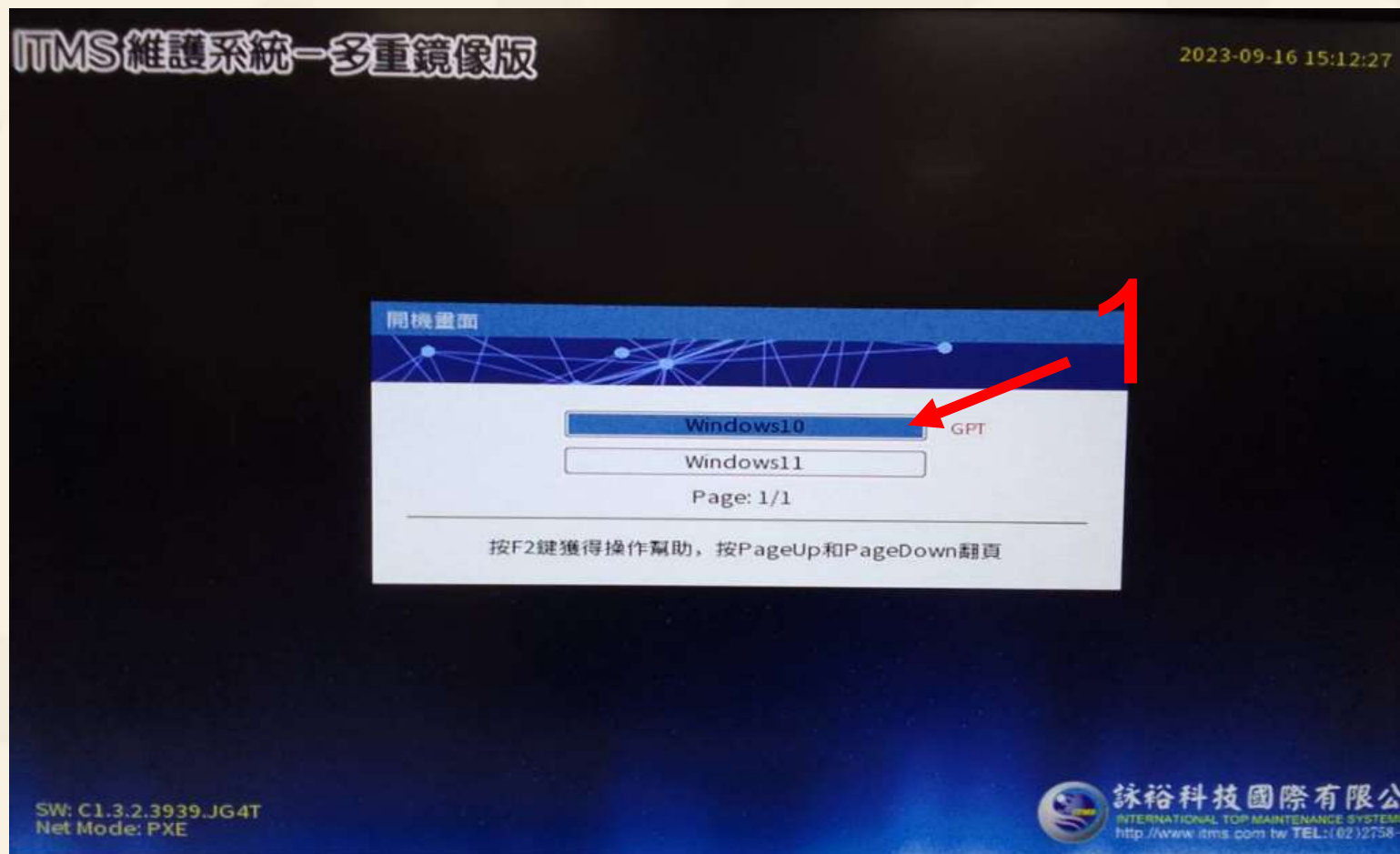
1 2 3 4 5 6 7 8 9 10

金字塔念書法



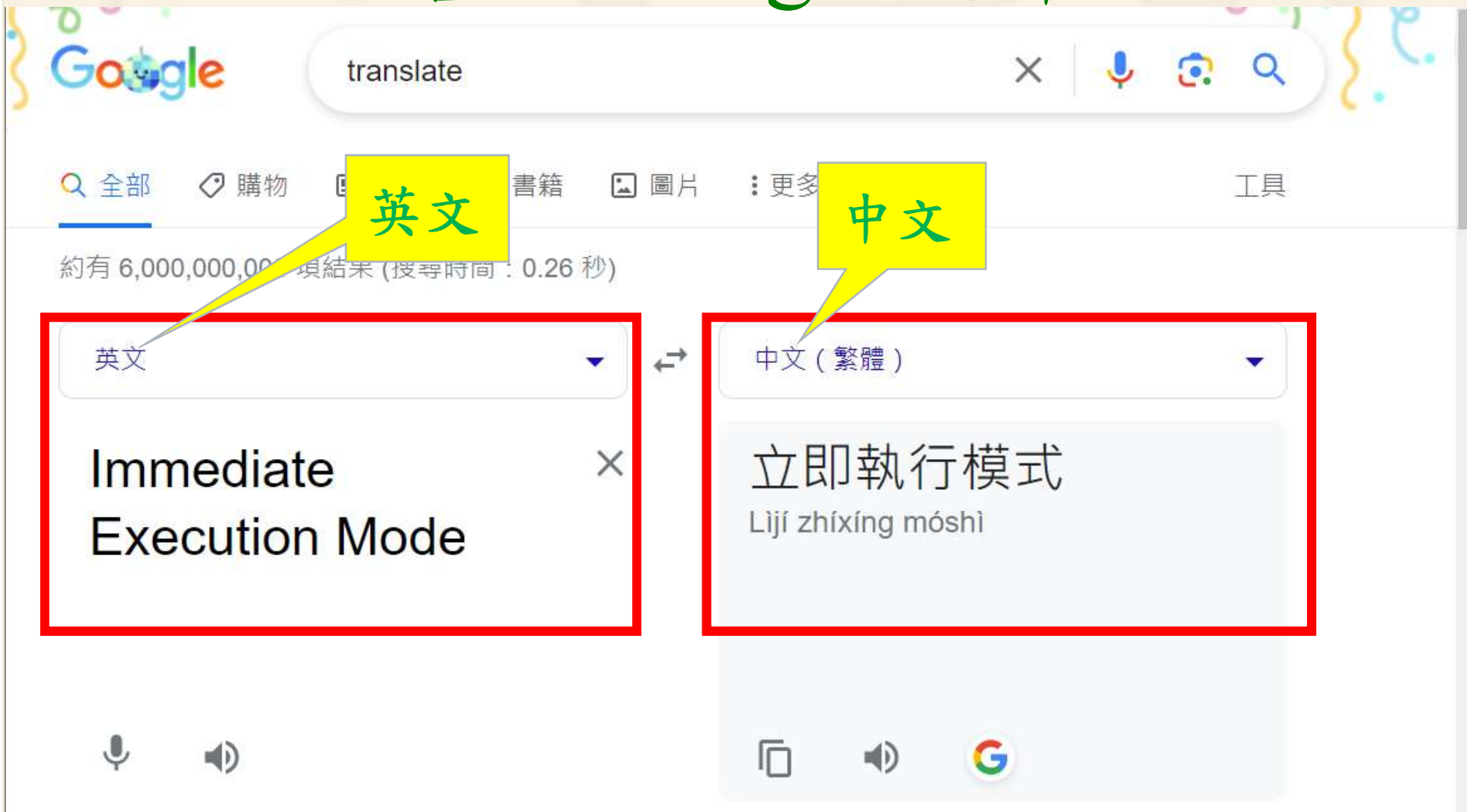
如果一本書有10個章節！先看第1章，在看第2章之前再把第1章看一遍，在看第3章之前再把第1, 2章看一遍，.....，等看到第10章的時候，第1, 2, 3, 4章恐怕已經背起來了！我稱這種念書法為金字塔念書法，今天開始照著做，明年的妳/你肯定不一樣！

請使用 Windows 10



1. 選用 Windows 10.

善用 Google 翻譯



請先開啟網頁閱讀

Python Tutorial

translate - Google 搜尋

translate - Google 搜尋

w3schools.com/python/

Camby Gmail YouTube 地圖 翻譯 新聞內容 Maps News Translate D-LINK SYSTEMS,...

W3 schools Tutorials Exercises Get Certified Services Bootcamps Spaces Sign Up Login

HTML CSS JAVASCRIPT SQL PYTHON

Python Tutorial

Python HOME

Python Intro

Python Get Started

Python Syntax

Python Comments

Python Variables

Python Data Types

Python Numbers

Python Casting

Python Strings

Python Booleans

Python Operators

Python Lists

Python Tuples

Python Sets

Python Dictionaries

Python If...Else

BUILD YOUR CAREER. GET FULL ACCESS. SAVE 770\$ Start today

Python Tutorial

< Home

Next >

Learn Python

Python is a popular programming language.

Python can be used on a server to create web applications.

Start learning Python now »

Microsoft 365

取得日常解決方案以經營您的企業

使用 Microsoft 365 將您的整個公司連結在一起。

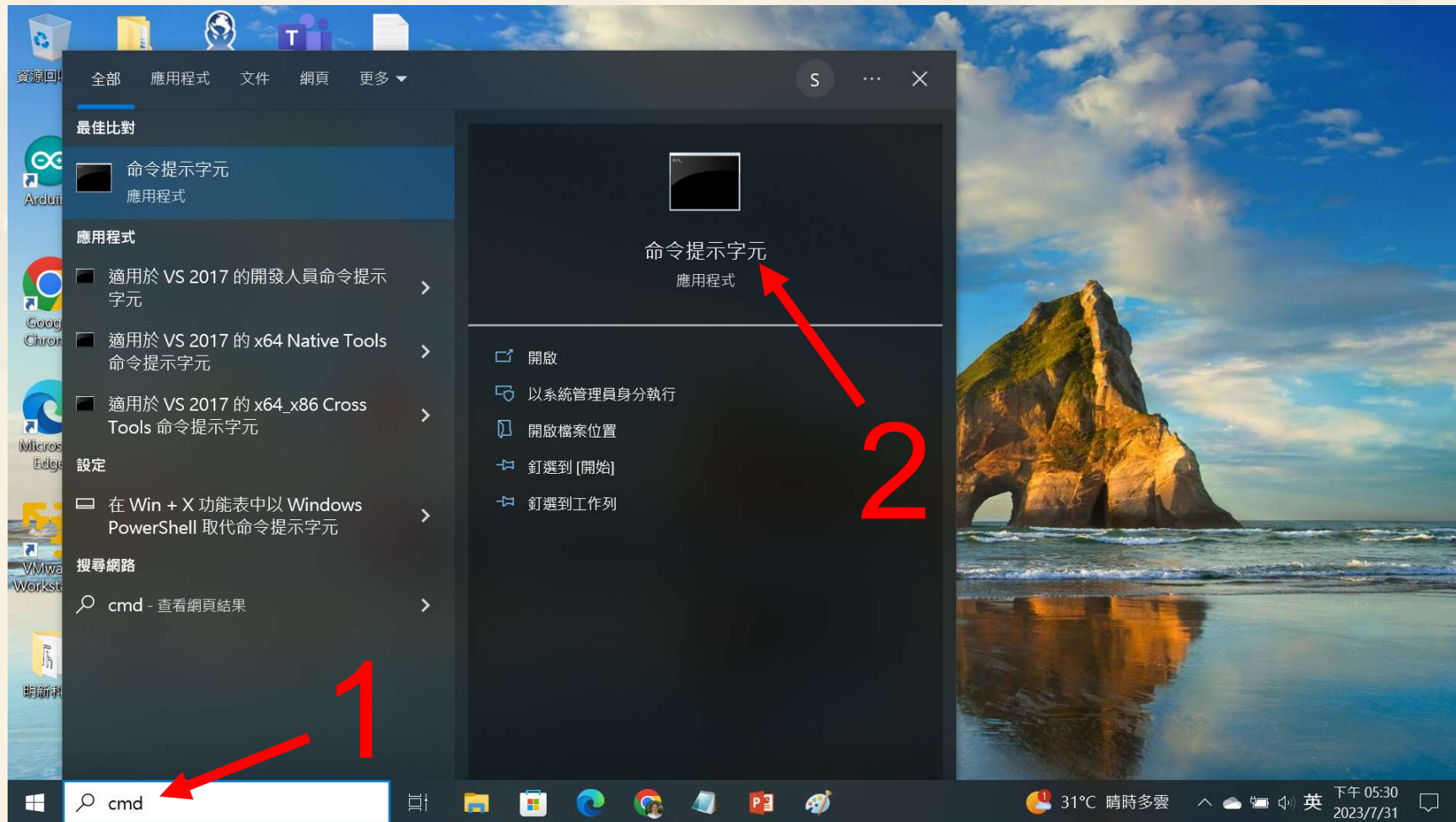
在 這裡輸入文字來搜尋

近期收益

下午 05:12 2023/7/31

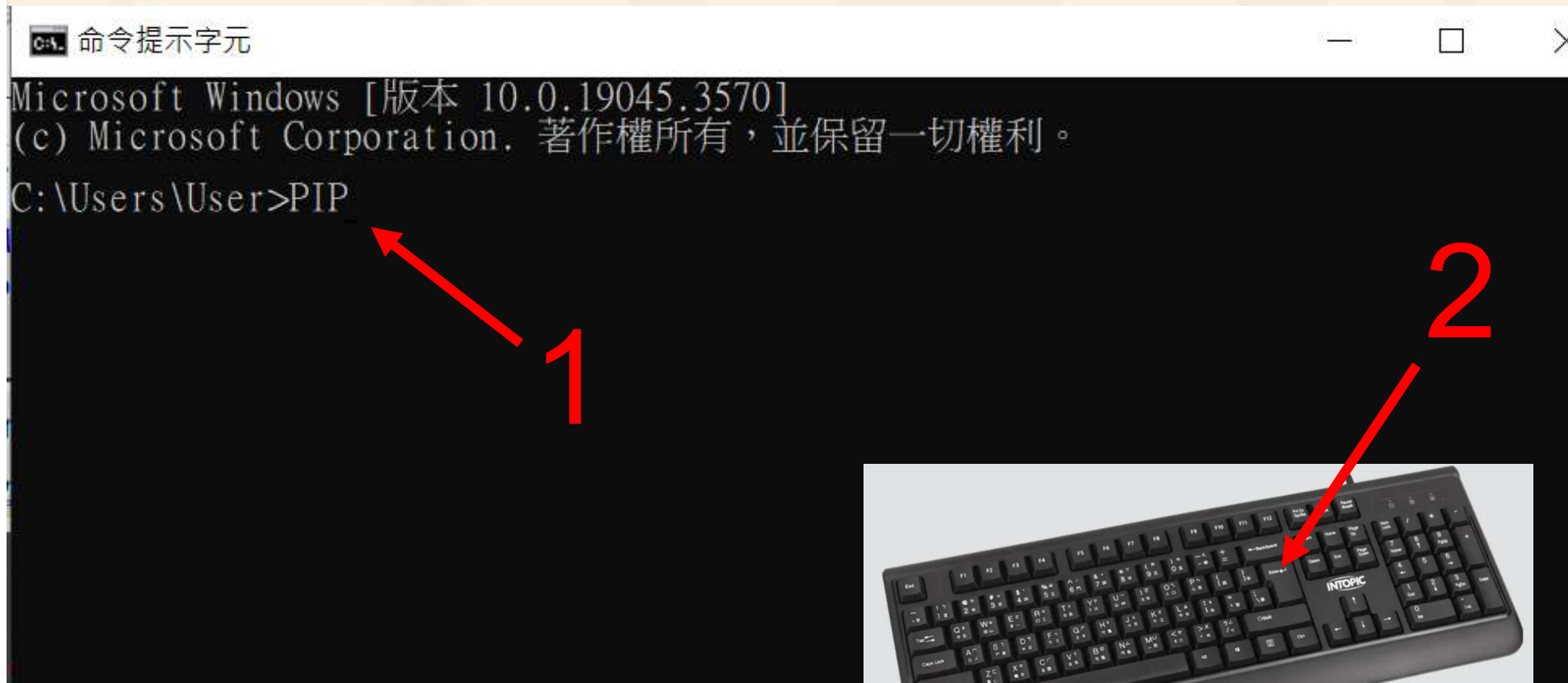
請用善用 Google 翻譯 讀懂網頁內容

立即執行模式 1/5



1. 鍵盤輸入 Notepad. 2. 用滑鼠點選記事本.

立即執行模式 2/5



1. 用鍵盤輸入PIP. 2. 按一下Enter.

立即執行模式 3/5


命令提示字元

```

-q, --quiet           Give less output. Option is additive, and can be used up to 3 times (corresponding to
--log <path>         Path to a verbose appending log.
--no-input            Disable prompting for input.
--proxy <proxy>      Specify a proxy in the form [user:passwd@]proxy.server:port.
--retries <retries>  Maximum number of retries each connection should attempt (default 5 times).
--timeout <sec>      Set the socket timeout (default 15 seconds).
--exists-action <action> Default action when a path already exists: (s)witch, (i)gnore, (w)ipe, (b)ackup,
(a)bort.
--trusted-host <hostname> Mark this host or host:port pair as trusted, even though it does not have valid or any
HTTPS.
--cert <path>        Path to PEM-encoded CA certificate bundle. If provided, overrides the default. See 'SSL
Certificate Verification' in pip documentation for more information.
--client-cert <path> Path to SSL client certificate, a single file containing the private key and the
certificate in PEM format.
--cache-dir <dir>    Store the cache data in <dir>.
--no-cache-dir       Disable the cache.
--disable-pip-version-check Don't periodically check PyPI to determine whether new versions of packages are
available for download. Implied with --no-index.
--no-color           Suppress colored output.
--no-python-version-warning Silence deprecation warnings for upcoming Python minor version releases.
--use-feature <feature> Enable new functionality, that may be unstable.
--use-deprecated <feature> Enable deprecated functionality, that may be unstable.

```

C:\Users\盧樹台>PIP list



1. 用鍵盤輸入PIP list. 2. 按一下Enter.

立即執行模式 4/5

```

C:\Users\盧樹台>PIP list
Package      Version
-----
camelcase    0.2
pip          21.1.1
setuptools   56.0.0
WARNING: You are using pip version 21.1.1; however, version 23.3.
You should consider upgrading via the 'C:\python39\python.exe -m
C:\Users\盧樹台>PIP uninstall setuptools
  
```

The screenshot shows a Windows command prompt window with the title "命令提示字元". It displays the help text for the pip command, including options like --trusted-host, --cert, --client-cert, --cache-dir, --no-cache-dir, --disable-pip-version-check, --no-color, --no-python-version-warning, --use-feature, and --use-deprecated. Below the help text, the command "PIP list" is executed, showing a list of installed packages: camelcase (0.2), pip (21.1.1), and setuptools (56.0.0). A warning message indicates that the current pip version (21.1.1) is outdated and suggests upgrading to version 23.3. The command "PIP uninstall setuptools" is entered at the prompt. A red arrow labeled "1" points to this command. To the right of the terminal window is an image of a black keyboard with a red arrow labeled "2" pointing to the Enter key.

1. 用鍵盤輸入PIP uninstall setuptools. 2. 按一下Enter.

立即執行模式 5/5

```

C:\Users\盧樹台>PIP uninstall setuptools
Don't periodically check PyPI to determine whether a new version of pip is available for
download. Implied with --no-index.
--no-color                Suppress colored output.
--no-python-version-warning
                           Silence deprecation warnings for upcoming unsupported Pythons.
--use-feature <feature>   Enable new functionality, that may be backward incompatible.
--use-deprecated <feature> Enable deprecated functionality, that will be removed in the future.

C:\Users\盧樹台>PIP list
Package    Version
-----
camelcase  0.2
pip        21.1.1
setuptools 56.0.0
WARNING: You are using pip version 21.1.1; however, version 23.3.1 is available.
You should consider upgrading via the 'c:\python39\python.exe -m pip install --upgrade pip' command.

C:\Users\盧樹台>PIP uninstall setuptools
Found existing installation: setuptools 56.0.0
Uninstalling setuptools-56.0.0:
  Would remove:
    c:\python39\lib\site-packages\_distutils_hack\*
    c:\python39\lib\site-packages\distutils-precedence.pth
    c:\python39\lib\site-packages\pkg_resources\*
    c:\python39\lib\site-packages\setuptools-56.0.0.dist-info\*
    c:\python39\lib\site-packages\setuptools\*
Proceed (y/n)? n

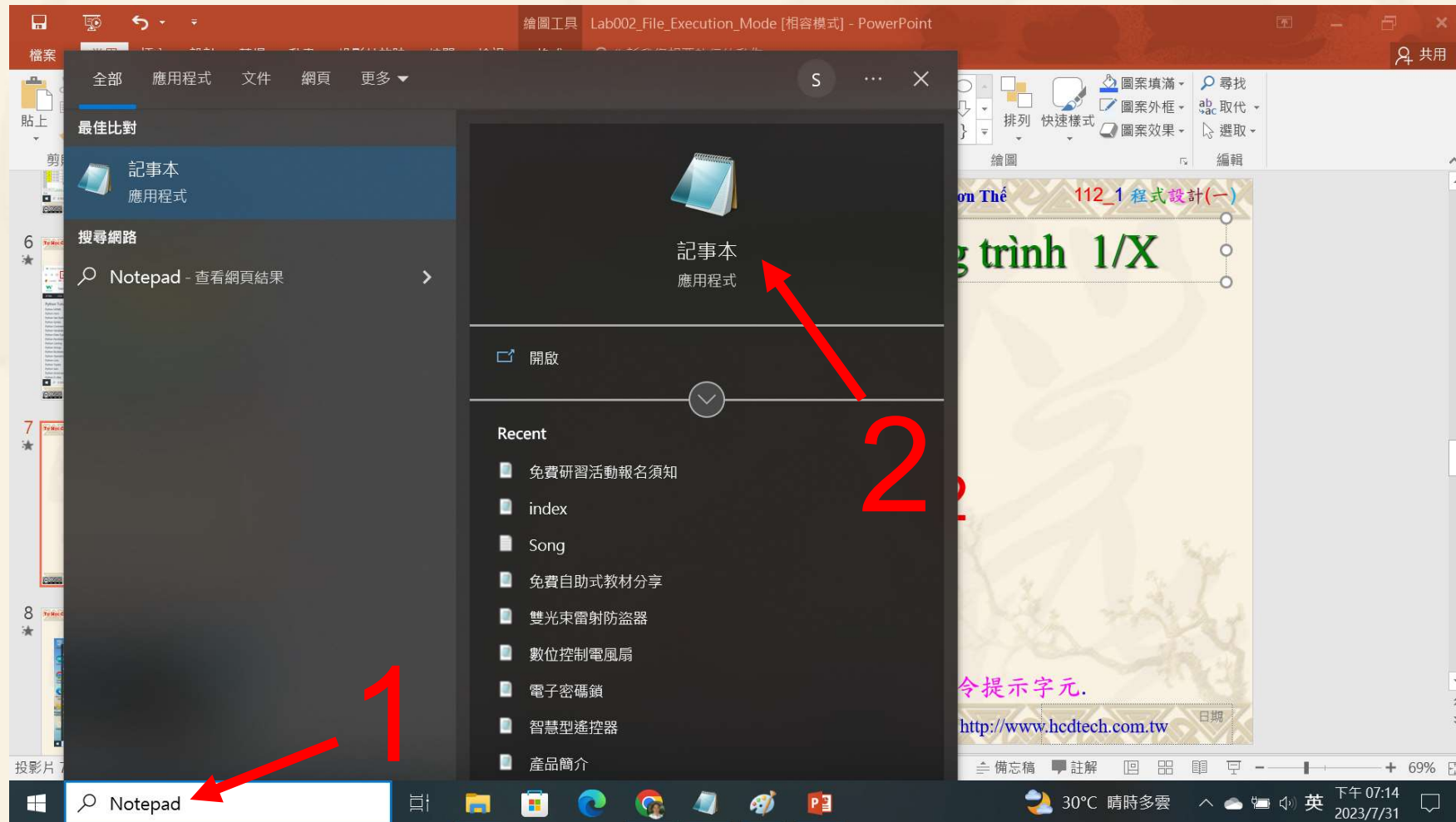
```

2



1. 用鍵盤輸入n. 2. 按一下Enter.

建立程式文件 1/4




1. 鍵盤輸入 Notepad. 2. 用滑鼠點選記事本.

建立程式文件 2/4

```
*未命名 - 記事本  
檔案(F) 編輯(E) 格式(O) 檢視(V) 說明  
print("P11211XXX practices Lab083.")  
  
#Import the "camelcase" package into your project:  
import camelcase  
MyPackage = camelcase.CamelCase()  
MyID = "P11211XXX is the best student of UCH."  
print(MyPackage.hump(MyID))
```

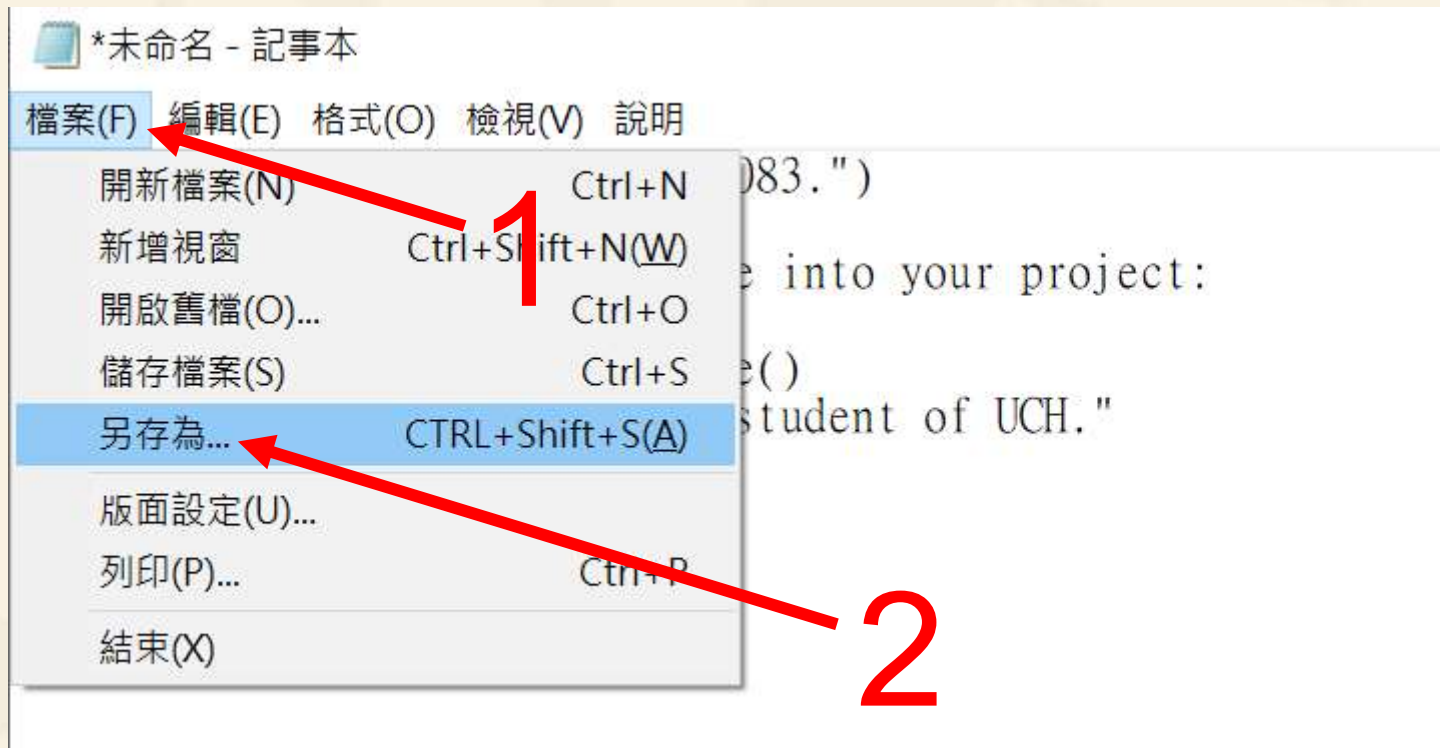
Replace P11211XXX with your student ID

Replace P11211XXX with your student ID



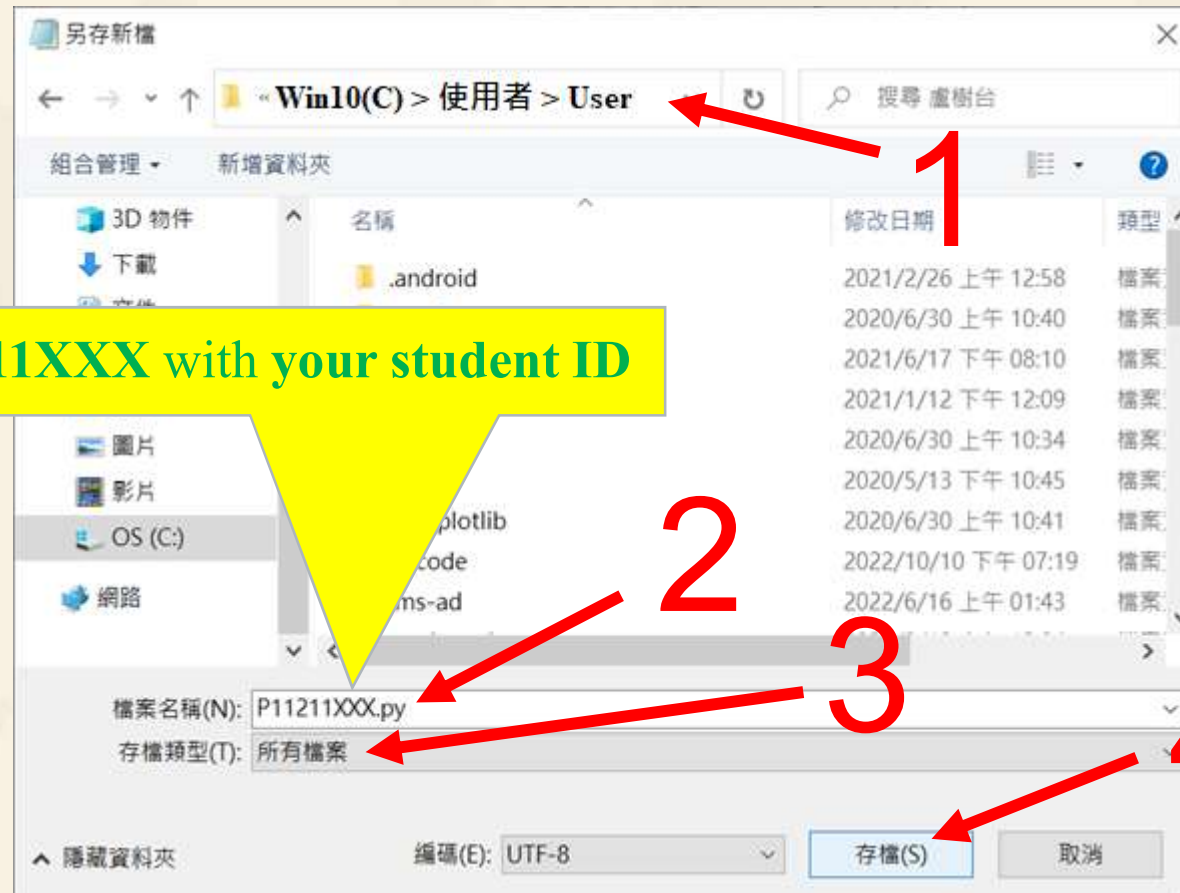
1. 用鍵盤輸入程式代碼.

建立程式文件 3/4



1. 用滑鼠點選檔案. 2. 用滑鼠點選另存為....

建立程式文件 4/4



Replace P11211XXX with your student ID

1. 資料夾 = C:\使用者>User>.
2. 檔案名稱 = P11211XXX.py .
3. 存檔類型(T) = 所有檔案.
4. 用滑鼠點選存檔.

立即執行模式

命令提示字元

```
--use-deprecated <feature> Enable deprecated functionality that will be removed in the future
C:\Users\盧樹台>PIP list
Package      Version
-----
camelcase    0.2
pip          21.1.1
setuptools   56.0.0
WARNING: You are using pip version 21.1.1; however, pip 23.1 is available.
You should consider upgrading via the 'c:\python39\python.exe -m pip install --upgrade pip' command.
C:\Users\盧樹台>PIP uninstall setuptools
Found existing installation: setuptools 56.0.0
Uninstalling setuptools-56.0.0:
  Would remove:
    c:\python39\lib\site-packages\distutils\__pycache__\*
    c:\python39\lib\site-packages\distutils\__pycache__\precedence.pth
    c:\python39\lib\site-packages\pkg_resources\*
    c:\python39\lib\site-packages\setuptools-56.0.0.dist-info\*
    c:\python39\lib\site-packages\setuptools\*
Proceed (y/n)? n
C:\Users\User>Python P11211XXX.py
```

Replace P11211XXX with your student ID

2

1



1. 用鍵盤輸入Python P11211XXX.py .
2. 按一下Enter.

Verification Criteria of Lab083

(Lab083的驗收規範) Python PIP

Ask the teacher to give you points after completing the illustrated results.

(完成右圖指定成果後請教師在您的座位驗收並讓您簽名加分)

```

C:\Users\盧樹台>PIP list
Package      Version
-----
camelcase    0.2
pip          21.1.1
setuptools   56.0.0
WARNING: You are using pip version 21.1.1; however, version 23.3.1 is available.
You should consider upgrading via the 'c:\python39\python.exe -m pip install --upgrade pip' command.

C:\Users\盧樹台>PIP uninstall setuptools
Found existing installation: setuptools 56.0.0
Uninstalling setuptools-56.0.0:
  Would remove:
    c:\python39\lib\site-packages\distutils_hack\*
    c:\python39\lib\site-packages\distutils-precedence.pth
    c:\python39\lib\site-packages\pkg_resources\*
    c:\python39\lib\site-packages\setuptools-56.0.0.dist-info\*
    c:\python39\lib\site-packages\setuptools\*
Proceed (y/n)? n

C:\Users\User>Python P11211XXX.py
P11211XXX practices Lab083.
P11211XXX is The Best Student Of UCH.
C:\Users\User>

```

**P11211XXX 必需
更換為您的學號**

```

P11211XXX - 記事本
檔案(F) 編輯(E) 格式(O) 檢視(V) 說明
print("P11211XXX practices Lab083.")

#Import the "camelcase" package into your project:
import camelcase
MyPackage = camelcase.CamelCase()
MyID = "P11211XXX is the best student of UCH."
print(MyPackage.hump(MyID))

```

Every student must do Lab083 once!
(每一位學生至少都要用自己的電腦做一次Lab083!)

養成良好的工作態度

- 離開實驗室時請整理自己的工作座位，為自己的工作態度加分：
 - (1)滑鼠鍵盤歸位 (2)電腦關機 (3)螢幕關閉電源 (4)椅背靠妥 (5)個人責任區(工作座位及週邊範圍)應整潔，不遺留垃圾紙屑等。

